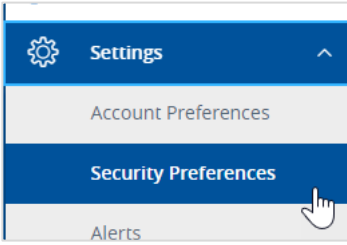
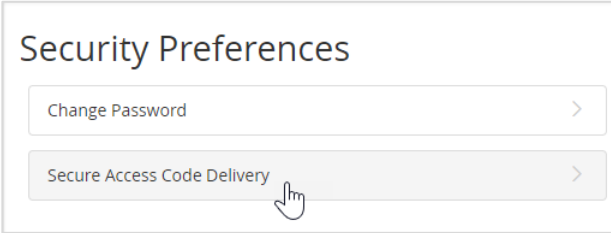
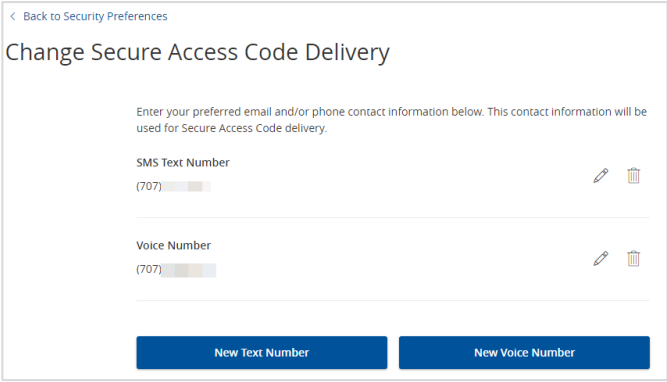
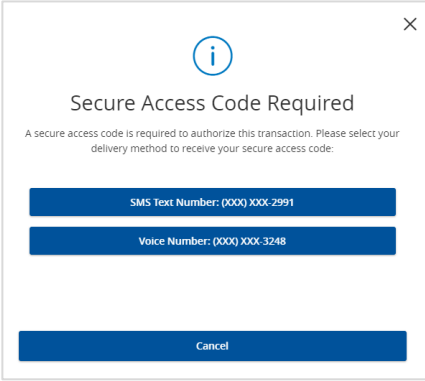


Change Secure Access Code Delivery Method

<p>To change your secure access code delivery method, go to <i>Settings</i>, then <i>Security Preferences</i>.</p>	
<p>Click <i>Secure Access Code Delivery</i>.</p>	
<p>This shows your current choices. To delete an existing item, click the trash can icon. To add a new text or voice number, click the button to add a new text or voice number. After making the change, click the checkmark to confirm.</p>	
<p>To edit an existing item, click the pencil icon next to the one to change. If editing an existing number, you'll need to receive a secure access code to confirm the change. If none of these methods are available to you, contact our customer care center at 707-524-3000.</p>	
<p>Enter the secure access code you received, click <i>Verify</i>. You'll receive a confirmation on the screen your changes were saved.</p>	